



Manual product catalog

Manual winches and hoists



TLV[®]

Manual Lever Winch for loads from 800 to 3,200 kg


The TLV lever winch is designed for lifting and pulling loads over long distances.

► Technical characteristics

- > Designed for lifting and pulling loads over long distances.
- > Built with high resistance aluminum, making it light and easy to handle.
- > Heavy duty tool suitable for tough working conditions.
- > Low maintenance make it suitable for outdoor work.
- > Delivered with a 20m / 40m rope.
- > Delivered with CE certificate, and hook and chain certificate.

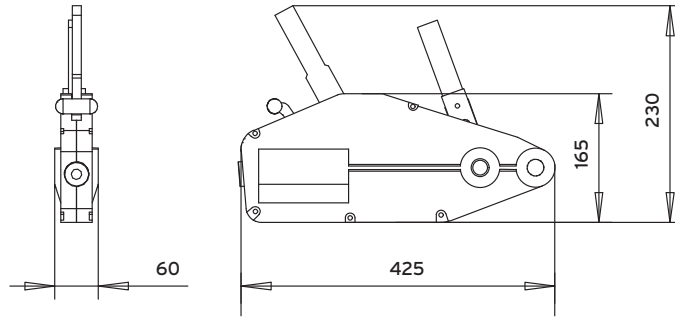
► Load Capacity



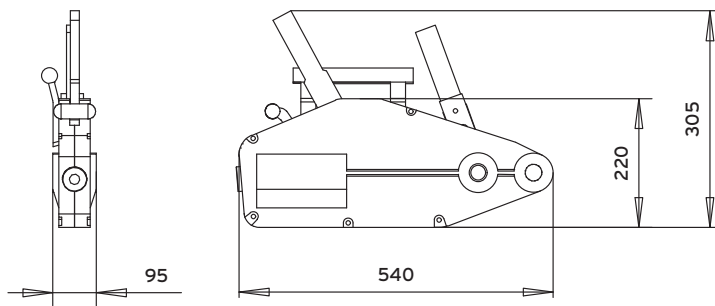


Type	S.W.L (kg)	Diameter (mm)	L (mm)	L bent (mm)
TC08	800	32	790	-
TC16	1600	34	1121	85
TC32	3200	34	1121	85

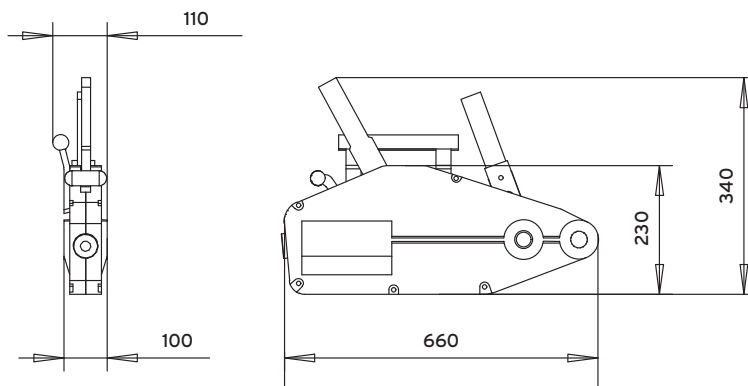
TLV lever



TC08



TC16



TC32

Type	S.W.L (kg)	Lever length (mm)	Effort on lever (kg)	Rope dis. (mm)	Rope length (m)	Breaking load (kg)	Dimensions (mm)	Net weight (kg)
TC08	800	800	28,5	8	20	4800	425 x 60 x 230	6
TC16	1600	1120	41	11	20	9600	540 x 95 x 305	11
TC32	3200	1120	44	16	20	19200	660 x 110 x 340	22

